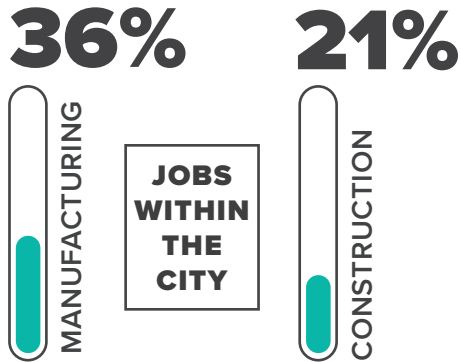
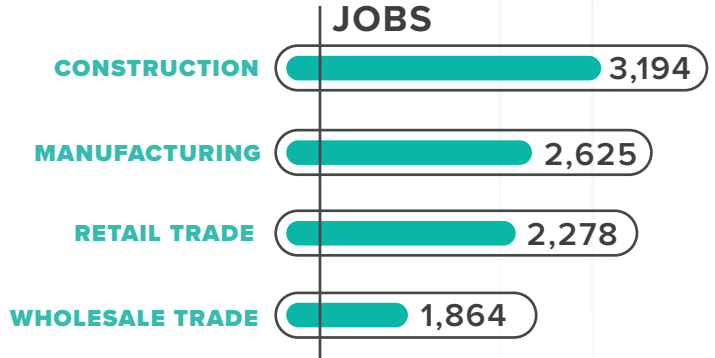


THE IMPACT OF ECONOMIC ACTIVITIES IN THE POWER INN ALLIANCE AREA

THE POWER INN AREA IS THE LARGEST EMPLOYMENT HUB FOR:




LARGEST EMPLOYMENT SECTORS IN THE AREA INCLUDE:



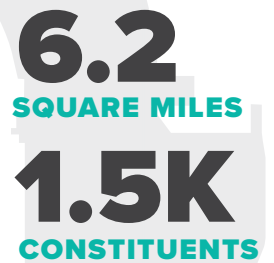
THE POWER INN AREA IS HOME TO:



IN BILLIONS*



OUR GEOGRAPHIC AREA COVERS:



2023

	Q1	Q2	Q3	Q4
TOTAL INVENTORY (SF)	29.8M	29.6M	29.6M	29.6M
VACANCY RATE	1.5%	1.8%	2.3%	2.6%
QTRNET ABSORPTION (SF)	(169K)	(85K)	(135K)	(144K)
AVG NNN ASKING RENT/SF	\$0.84	\$0.84	\$0.85	\$0.82